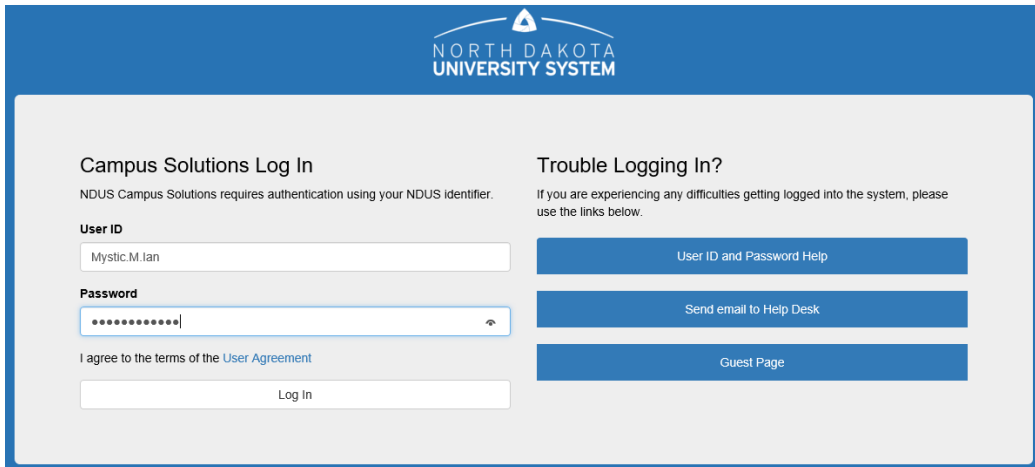


CampusConnection Helpsheet Program What-If Scenario Report

Thinking of changing your program? The Program What-If report is designed to help you run simulated scenarios on any degree program BSC offers.

1. Access [CampusConnection](#).
2. Enter CampusConnection UserID and Password. Click **[Log In]**.



The screenshot shows the login interface for the North Dakota University System. At the top, the logo for the North Dakota University System is displayed. Below the logo, there are two main sections: "Campus Solutions Log In" and "Trouble Logging In?".

Campus Solutions Log In
NDUS Campus Solutions requires authentication using your NDUS identifier.

User ID
Mystic.M.Ian

Password
[Masked password]

I agree to the terms of the [User Agreement](#)

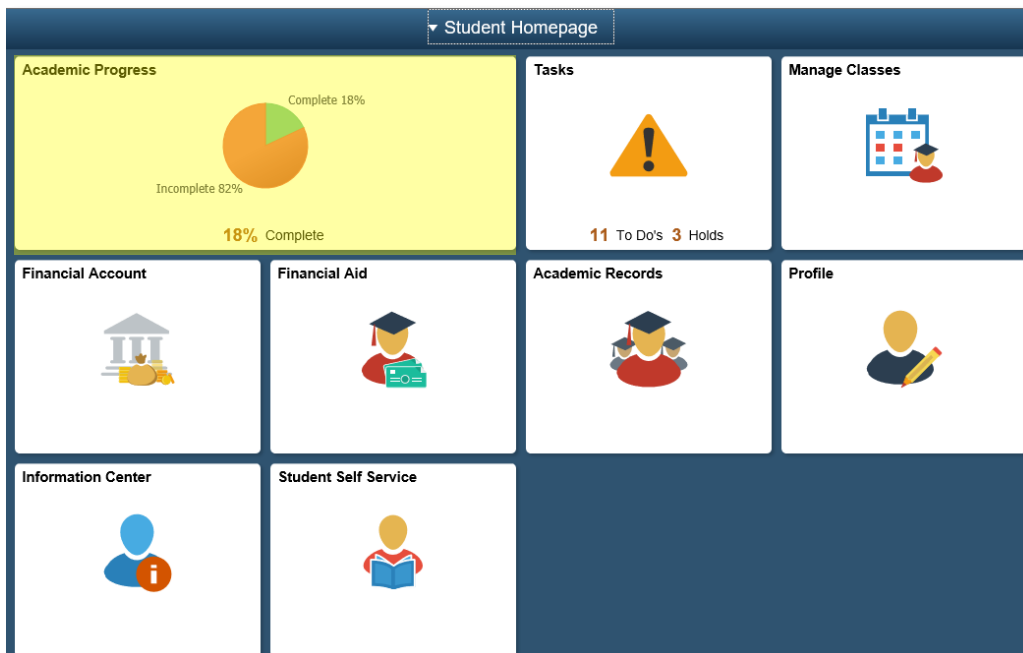
Log In

Trouble Logging In?
If you are experiencing any difficulties getting logged into the system, please use the links below.

- User ID and Password Help
- Send email to Help Desk
- Guest Page

On your Student Homepage:

3. Click **[Academic Progress]** tile.

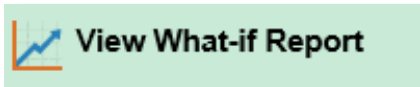


The screenshot shows the Student Homepage dashboard. At the top, there is a dropdown menu labeled "Student Homepage". The dashboard is divided into several tiles:

- Academic Progress**: A large yellow tile showing a pie chart with "Complete 18%" and "Incomplete 82%". Below the chart, it says "18% Complete".
- Tasks**: A white tile with a yellow warning triangle icon and the text "11 To Do's 3 Holds".
- Manage Classes**: A white tile with a calendar icon and a graduation cap icon.
- Financial Account**: A white tile with an icon of a building and a stack of money.
- Financial Aid**: A white tile with an icon of a graduation cap and a document.
- Academic Records**: A white tile with an icon of a graduation cap and a document.
- Profile**: A white tile with an icon of a person and a pencil.
- Information Center**: A white tile with an icon of a person and an information symbol.
- Student Self Service**: A white tile with an icon of a person reading a book.

On the left-side menu:

4. Select **[View What-if Report]**.



5. Select **[Create New Report]**.

What-If Report

What-if Report Selection

You may be thinking of changing your program of study and wonder how that change would affect your progress. You can use this component to set up and request a simulated or "what-if" advisement report based on alternate programs of study. Select the Create New Report button to set up your what-if scenario.

Create New Report **View a Saved What-if Report**
Requested on 06/19/2019

6. Select the **[Institution]**, **[Career]**, and **[Catalog Year]**.

Select up to three program scenarios.

Click **[Submit Request]**.

Create What-if Scenario

You may be thinking of changing your program of study or taking certain courses. Using this page, you can set up a what-if scenario based on different academic programs or courses. Select the Submit Request button to request a degree progress report based on your what-if information.

[Load Latest Scenario](#) [RETURN TO REPORT SELECTION](#)

Career Scenario
Select a career for which you want the change to take place.

Institution	Career	Catalog Year
Bismarck State College	Undergraduate	2019 Fall

Program Scenario
The information that appears on the page by default is your current academic information. You can use the fields below to set up a what-if scenario based on one or more programs of study. You can define up to three scenarios.

Academic Program	Area of Study	Concentration
Liberal Arts/Transfer	AS Liberal Arts Transfer	Biology
Cybersecurity&Computer Network	AAS Cybersecurity&Comp Netwks	n/a
Management	AAS Management	Entrepreneurship

Course Scenario
Select the "browse course catalog" button and then select courses for inclusion in your course what-if scenario.

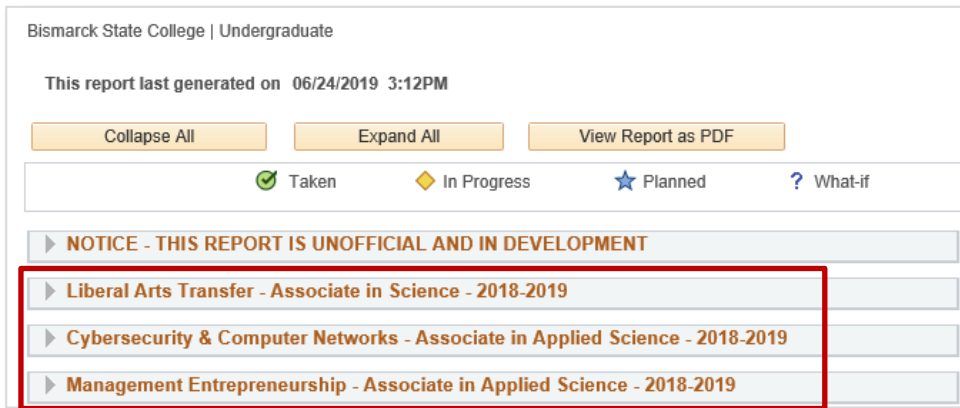
[browse course catalog](#)

What-If Course List [Personalize](#) | [View All](#) | [First](#) | **1 of 1** | [Last](#)

Course

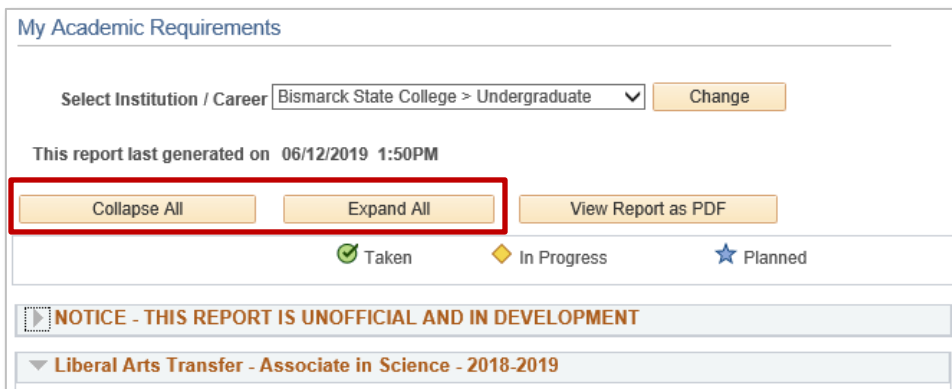
Submit Request

7. Click **[Collapse All]** to view all What-if reports generated. Expand each program individually to view requirements.

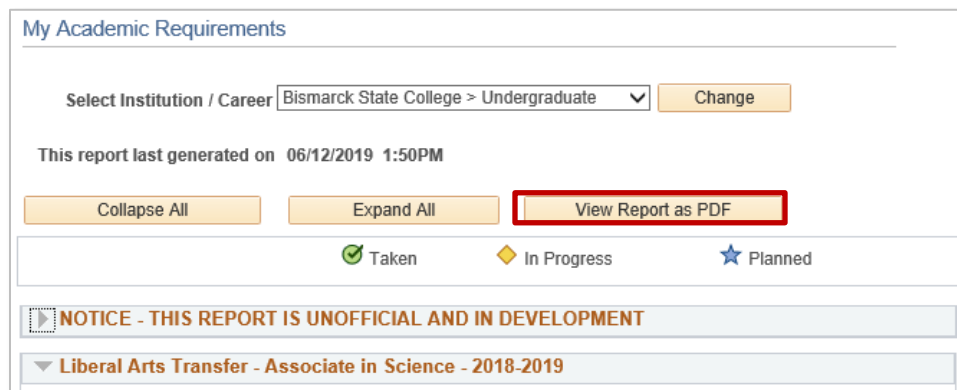


8. The report by default will display in the interactive view.


The interactive view is not printer-friendly but allows for expanding and collapsing of each requirement area to see the details.



The printer-friendly view can be displayed by clicking **[View Report as PDF]**.



The printer-friendly PDF displays on a new browser tab. This format is not only printer-friendly but can also be saved.



Academic Requirements
Bismarck State College

Student	
ID Number	
Report	Academic Requirements Include In-Progress Courses
Processed	5/5/2016 2:58 PM

Programs Plans Subplans	Catalog Year Term
Undergraduate Career	2014 Fall
Criminal Justice Program - UGCMJ	2016 Spring
AAS Criminal Justice	2016 Spring

Filed an Application for Degree

Minimum GPA Requirements
Satisfied: Earn a minimum 2.00 cumulative GPA, including a 2.00 institutional GPA.
GPA: 2.000 required, 2.143 completed

Cumulative GPA Details
Satisfied: Earn a minimum 2.00 cumulative grade point average (BSC+Transfer).
Note: Academic Skills Courses (ASC) are not included in GPA.

NOTE: An in-progress (IP) repeat of a prior course causes the earlier grade & credits to be removed from GPA calculation & credit totals in this report.
GPA: 2.000 required, 2.143 completed

Term	Subject	Catalog Nbr	Course Title	Grade	Units	Type
2014 Fall	COMM	270	Basic TV and Video	B	3.00	EN
2014 Fall	CSCI	122	Beginning Visual Basic	C	3.00	EN
2014 Fall	ENGL	110	College Composition I	C	3.00	EN
2014 Fall	SOC	110	Intro to Sociology	C	3.00	EN
2015 Sprr	PHIL	210	Ethics	C	3.00	EN
2015 Sprr	PHIL	250	Philosophy in Cinema	C	3.00	EN
2015 Fall	PSYC	111	Intro to Psychology	C	3.00	EN
2016 Sprr	CHEM	112	Intro to Forensic Science		3.00	IP
2016 Sprr	CHEM	112L	Intro to Forensic Sci Lab		1.00	IP
2016 Sprr	COMM	110	Fund of Public Speaking		3.00	IP
2016 Sprr	ENGL	120	College Composition II		3.00	IP
2016 Sprr	MATH	103	College Algebra		4.00	IP

Type: EN=Enrollment IP=In Progress TR=Transfer TE=Test OT=Other PL=Planner WH=What-If

Institutional GPA Details
Satisfied: Earn a minimum 2.00 institutional grade point average (BSC only).
Note: Academic Skills Courses (ASC) are not included in GPA.

NOTE: An in-progress (IP) repeat of a prior course causes the earlier grade & credits to be removed from GPA calculation & credit totals in this report.
GPA: 2.000 required, 2.143 completed

Term	Subject	Catalog Nbr	Course Title	Grade	Units	Type
2014 Fall	COMM	270	Basic TV and Video	B	3.00	EN
2014 Fall	CSCI	122	Beginning Visual Basic	C	3.00	EN
2014 Fall	ENGL	110	College Composition I	C	3.00	EN
2014 Fall	SOC	110	Intro to Sociology	C	3.00	EN
2015 Sprr	PHIL	210	Ethics	C	3.00	EN
2015 Sprr	PHIL	250	Philosophy in Cinema	C	3.00	EN
2015 Fall	PSYC	111	Intro to Psychology	C	3.00	EN
2016 Sprr	CHEM	112	Intro to Forensic Science		3.00	IP
2016 Sprr	CHEM	112L	Intro to Forensic Sci Lab		1.00	IP
2016 Sprr	COMM	110	Fund of Public Speaking		3.00	IP
2016 Sprr	ENGL	120	College Composition II		3.00	IP
2016 Sprr	MATH	103	College Algebra		4.00	IP

Type: EN=Enrollment IP=In Progress TR=Transfer TE=Test OT=Other PL=Planner WH=What-If

Minimum Credit Requirements
Not Satisfied: Earn a minimum of 60 total credits, including at least 15 credits from BSC.

For Planning and Advising Purposes only - Consult with your Advisor
Page 1 of 3

Tips for Navigating the Interactive Requirements View

1. By default, the report expands requirements that are not satisfied and collapses requirements that are satisfied. Use Collapse All and Expand All to collapse and expand every requirement in the report.
2. The three icons , and indicate the status of a course used to satisfy an academic requirement as Taken, In Progress, or Planned.
3. Click to expand and to collapse an individual academic requirement.
4. By default, a maximum of 10 courses are displayed for an individual requirement. Use View All, First, Next and Last to view more. They will look like this: View All
First 1-10 of 27 Last.
5. Click on a course name to view a description of the course. Course sections are also shown.

6. The first requirement on every report is a notice that official degree requirements completion is determined by the Registrar. This requirement may be collapsed but will never be satisfied.
7. All requirements are organized & reflect a student's active academic program(s).
 - a. The interactive report contains 3 levels. They consist of requirement groups, requirements, & requirement lines.
 - i. Requirement groups contain the main heading on the interactive report. Usually reflecting the student's active academic program and catalog year.

▼ Management Entrepreneurship - Associate in Applied Science - 2018-2019


- ii. Requirements contain each specific requirement of an academic program.

▼ Cumulative GPA
Not Satisfied: Earn a minimum 2.00 cumulative GPA (BSC+Transfer).

- iii. Requirement lines contain the detailed line requirements that are the most specific level of requirements. These lines include the specific courses used to satisfy a requirement. Every detailed line of a requirement must be satisfied in order for each requirement or requirement group to be satisfied.

• GPA: 2.000 required, 1.833 actual

The following courses were used to satisfy this requirement:

Personalize View All  First 1-9 of 9 Last					
Course	Description	Units	When	Grade	Status
ACCT 200	Elements of Accounting I	3.00	2018 Fall	C	✓
ACCT 201	Elements of Accounting II	3.00	2019 Spring		✖
BADM 201	Principles of Marketing	3.00	2018 Fall	C	✓
COMM 110	Fund of Public Speaking	3.00	2017 Fall	B	✓
CSCI 101	Intro to Computers	3.00	2018 Fall	D	✓
ECON 201	Principles of Microeconomics	3.00	2018 Fall	C	✓
ECON 202	Principles of Macroeconomics	3.00	2019 Spring		✖
ENGL 110	College Composition I	3.00	2018 Fall	D	✓
HIST 104	United States Since 1877	3.00	2019 Spring		✖

For any further questions, or to report a problem with degree audit, please contact Academic Records at 701.224.5420.