

HOUSING SELF-SERVICE

The screenshot shows the login interface for the North Dakota University System. At the top, there is a logo with the text "NORTH DAKOTA UNIVERSITY SYSTEM" and "ACCESS INNOVATION EXCELLENCE". Below the logo, a dark grey box contains the text "Please login using your NDUS Account ID". There are two input fields: "ndus account id" and "ndus password". A blue "Sign in" button is positioned below the password field. Underneath the button is a checkbox labeled "Keep me logged in?". A warning message reads "Do not check if you are using a public computer." At the bottom of the box, there is a link that says "Can't Access Your Account?".

Sign in Using your NDUS credentials

This screenshot shows the user's dashboard for Bismarck State College. The user is identified as "Ryan Jones". The dashboard is divided into several sections: a user profile section with a silhouette icon and "Box No:"; a "Messages" section; a "Room Selection" section with a green checkmark icon and the text "There are no room selections to display"; an "Assignments" section with a house icon and the text "There are no active room assignments to list"; a "Dining" section with a fork and knife icon and the text "There are no active dining plans to display"; a "Help Text" section with a green information icon, titled "Welcome to BSC Residence Life!", containing introductory text and several orange buttons: "Mailing Address", "Returning Student Room Selection", "New Student Room Selection", "My College: Roomie Information", "Residence Hall Break Closures", and "Mystic Meal Plan"; and a "Helpful Links" section with a list of links including "BSC Residence Hall Videos & Tour Information", "Residence Hall Fact Sheet 2020-21", "BSC Fall 2020 Housing Cancellation Form", "My College Roomie", "My College Roomie Help", and "BSC Residence Hall Handbook 2020-21". A callout box with an arrow points to a hamburger menu icon in the top left corner of the dashboard.

Open collapsible menu

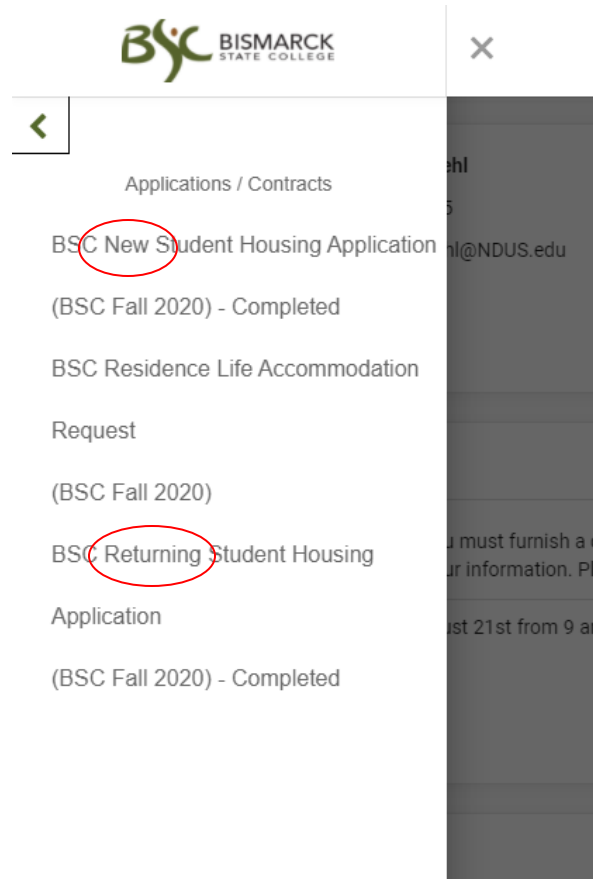
Choose Applications/ Contracts

This screenshot shows a navigation menu for Bismarck State College. The menu is a vertical list of items, each with an icon and a right-pointing arrow. The items are: "Home" (house icon), "Applications / Contracts" (document icon, circled in red), "Information to update" (person icon), "Dining" (fork and knife icon), and "RCR/Damages" (warning triangle icon). The Bismarck State College logo is visible at the top left of the menu, and a close button (X) is at the top right.

Choose the appropriate application from the dropdown

For **new students, who have not applied for housing**, there is a onetime **non- refundable application fee of \$25.**

If you have applied for housing before, choose the BSC Returning Student Housing application



Consent - BSC New Student Housing Application

**BISMARCK STATE COLLEGE
RESIDENCE HALL ROOM AND BOARD LICENSE APPLICATION 2020-2021**

The Residence Hall Room and Board License Application is an application for an incoming or returning Bismarck State College student to use in applying for campus housing.

I. APPLICATION PROCESS AND PAYMENTS

A. A total fee of \$25.00 must be submitted with the Residence Hall Room License Contract. **This is a non-refundable application fee.**

B. Hall reservations will be made only after the student has filed the necessary application materials with the Office of Enrollment Services and has been accepted for enrollment.

C. Room and board charges are transferred to your BSC Student Finance account. Make sure you check BSC Student Finance guidelines and due dates for making payments.

D. Bismarck State College has the right to refuse any payment, to refuse assignment to any applicant and to make all final decisions as to assignments for room or room and board. Contact the Office of Student and Residence Life for information and current prices. (701-224-3464)

E. Roommate assignments are often not determined until the end of the spring semester in the academic year preceding the contract start date. If there are no vacancies in the residence halls, the student will be notified and accommodations offered on a waiting list until a vacancy is available.

If you do not agree, [exit the application here](#).
If you agree, sign your name in the box below.

Enter your full name to give consent (Hand drawn signature will be auto generated)
 Use the signature pad to draw your signature

Enter your full name

[clear signature](#)

Continue

Help Text

There is no help text for this screen

Helpful Links

- BSC Residence Hall Videos & Tour Information
- Residence Hall Fact Sheet 2020-21
- BSC Fall 2020 Housing Cancellation Form
- My College Roomie
- My College Roomie Help
- BSC Residence Hall Handbook 2020-21

After you have read the application agreement

Sign or type your name

Click Continue

My Information - BSC New Student Housing Application

09. Were you ever convicted of a Felony? * Yes No

10. Have you any past incidents on any other campus that has prevented you from living on campus? * Yes No

11. Any additional information you would like to supply:
 0 of 100 characters

08. Program of study: *
 08. Program of study* field is required

No
 0 of 100 characters

ALL roommate requests are made through My College Roomie. You will receive an email within 24 hours of completing this application welcoming you to this platform. Roommate matching will NOT be available for Fall 2021 until January 2021. You may still meet and search for possible roommates until then. If you have any questions, please contact the Student and Residence Life office.

07. I am considered: *
 Full Time (12 or more credits)

06. I am enrolling as: *
 Freshman

03. Provide your Mobile Carrier information & the Office of Student and Residence Life will furnish you with housing information via text messages.

02. Please enter your cell phone number or another number where you can be reached. *
 02. Please enter your cell phone number or another number where you can be reached. * field is required

04. Please enter your email address. *
 04. Please enter your email address. * field is required

Continue

Help Text

There is no help text for this screen

Helpful Links

- BSC Residence Hall Videos & Tour Information
- Residence Hall Fact Sheet 2020-21
- BSC Fall 2020 Housing Cancellation Form
- My College Roomie
- My College Roomie Help
- BSC Residence Hall Handbook 2020-21

Answer all questions, asterisk questions are required

Click continue

Addresses/Contacts - BSC New Student Housing Application

Please save one Address/Emergency Contact at a time and click the Continue button when you are done.

Addresses

Required	Completed	Type	Street	City
✓	✓		[Redacted]	[Redacted]
✗	✓		[Redacted]	[Redacted]

Contacts

Required	Completed	Type	Name	Relationship	Mobile
✓	✓	Guardian 1	[Redacted]	[Redacted]	7110
✗	✗	Guardian 2	N/A	N/A	N/A

Continue

Your Primary address and one Guardian information is required,

Click  to edit

Save when finished

Click Continue

Edit Address Primary

Address 1
Address 2
Address 3
Address 4

City
State
Zip

Save

You may pick a residence hall here, if available.

BSC New Student Housing Application - Existing Living Requests for BSC Fall 2020 (1)

Request Name	Value
Hall	BSC Gate City Hall

Add a New Living Request

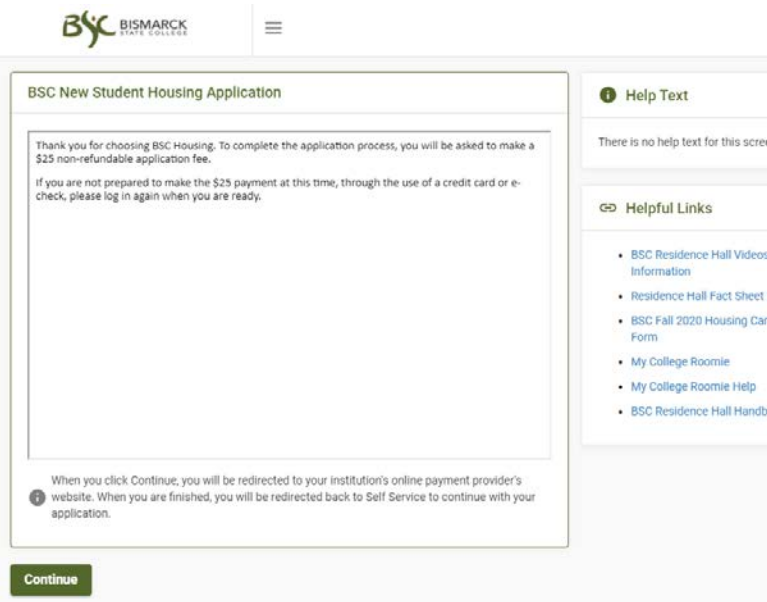
Choice # 1
Request Type (select a request ...)

Add

Continue


IMPORTANT TO NOTE

All students **DO** get to choose from available rooms during room selection the Spring proceeding the academic year. **This step is not required.** For more information, see the information section on your housing self-service page.

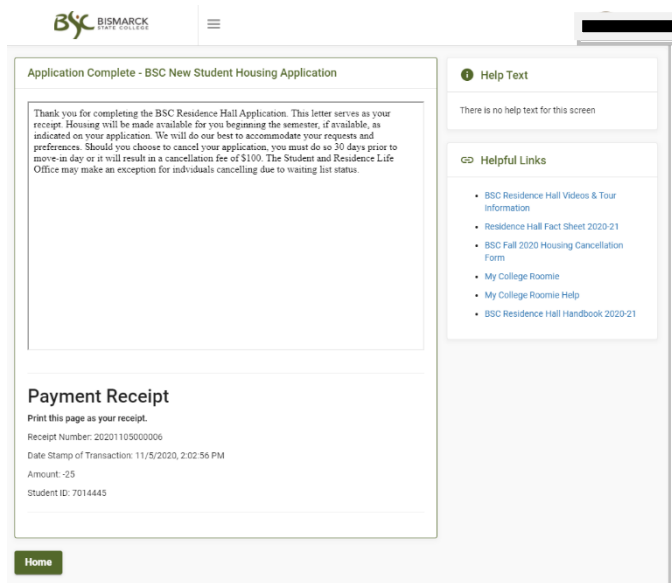


The start of the payment process for new applicants- Returning Hall Students will not have to pay another application fee.

If you are a returning hall student and you reach this payment page, please close application and choose the returning student application.



Confirmation of Payment and final step for a new applicant.



You will receive two emails

- one with your payment confirmation
- one for your application with a pdf of the application agreement.