

PAYMENT PLAN SIGN-UP

This plan will allow you to make monthly payments.

1. Log on to the CampusConnection Portal



In the menu on the left:

2. Click Campus Finances
3. Click Enroll in Payment Plan


Select Payment Plan

4. Click the radial button next to the plan you want to enroll in.
5. Click 

Review Installments

6. Choose the number of installments from the drop Down menu.
7. Click 
8. Click 

Agreement

9. If you agree to the installment schedule listed, Click **Yes, I have read the agreement**
10. Click 

Print installment schedule for record of payment due dates.